

Medalist List of the 27th IChO

Ord.	NAME	Delegation	Score	Medal
001.	KIANI Roozbeh	Iran	95.641	Gold
002.	ZHANG Jianhui	China	93.310	Gold
003.	JALALI Ali	Iran	92.389	Gold
004.	LUO Hongpeng	China	91.526	Gold
005.	RAZZGHI Mehdi	Iran	90.501	Gold
006.	JIAO Yuchen	China	89.736	Gold
007.	Luca ARGENTI	Italy	89.205	Gold
008.	CHEN Jingyang	China	89.075	Gold
009.	Igor A GARIEV	Russia	88.327	Gold
010.	Ludek MECA	Czech Republic	88.057	Gold
011.	Alexandru Ioan POPA	Romania	86.553	Gold
012.	Leonard MADA	Romania	86.136	Gold
013.	CHOY Dawen	Singapore	84.991	Gold
014.	Ladislav KISS	Slovakia	84.255	Gold
015.	Jiri JANECEK	Czech Republic	83.495	Gold
016.	Johannes SCHIMPL	Austria	83.297	Gold
017.	Mikhail SEREBRIAKOV	Russia	83.182	Gold
018.	Thomas BARK	Germany	82.996	Gold
019.	ROSTA Edina	Hungary	82.294	Gold
020.	SHAHAKBARI	Iran	82.138	Gold
021.	Philip M. GRANT	UK	82.115	Gold
022.	Reinhard ULLRICH	Austria	81.795	Silver
023.	Eduardas GAIDAMAUSKAS	Lithuania	81.793	Silver
024.	Daniel J. A. LATREMOLIERE	France	81.687	Silver
025.	Wendelin STARK	Switzerland	81.165	Silver
026.	Stefan Alexandru CARP	Romania	81.017	Silver
027.	Julian M. L. BEAN	U.K.	80.558	Silver
028.	YEH Kuo-Liang	Chinese Taipei	80.212	Silver
029.	Vilius PIGAGA	Lithuania	79.682	Silver
030.	Luis Ivan TUBERT-BROHMAN	Mexico	79.405	Silver
031.	Giovanni GIULIANO	Italy	79.047	Silver
032.	WU Chia-Hung	Chinese Taipei	79.000	Silver
033.	Liviu MIRICA	Romania	78.910	Silver
034.	Piotr LIPIEC	Poland	78.720	Silver
035.	Brian Schou RASMUSSEN	Denmark	78.198	Silver
036.	Anton SAMOTEYKIN	Ukraine	77.930	Silver
037.	Katharina GAMMER	Austria	77.903	Silver
038.	Thoralf KRAHL	Germany	77.877	Silver
039.	Wichet PHOTHIWISUTWATHEE	Tailand	77.836	Silver
040.	Julian Leon HUPPERT	Australia	77.801	Silver
041.	Martin WALKO	Slovakia	77.164	Silver
042.	Rahmi ILKILIC	Turkey	76.940	Silver

043. Jason WONG	USA	76.846	Silver
044. Francois MARION	France	76.711	Silver
045. Vladimir VEGH	Slovakia	76.578	Silver
046. Moritz BORGMANN	Germany	76.293	Silver
047. LIN Chih-Kai	Chinese Taipei	76.000	Silver
048. Claudia ZIPPERLE	Austria	75.190	Silver
049. Ulf PETERS	Germany	75.043	Silver
050. Matthew Gilbert HEATON	Australia	74.464	Silver
051. Paul PEIJZEL	The Netherlands	74.418	Silver
052. BAE Seung-Bin	Korea Republic	74.259	Silver
053. Anders LOGG	Sweden	74.168	Silver
054. Ian CUMPSTEY	UK	73.535	Silver
055. BUNKOCZI Gabor	Hungary	73.123	Silver
056. Prashant MISHRA	USA	73.027	Silver
057. Tan Say Lock	Singapore	72.705	Bronze
058. Carlos A. FIGUEROA	Argentina	72.340	Bronze
059. Chun Fung Man	Canada	71.974	Bronze
060. Ain Uustare	Estonia	71.492	Bronze
061. Tan Wei-Tze Shawn	Singapore	71.087	Bronze
062. Szekeres Zsolt	Hungary	70.835	Bronze
063. Robert L. Jack	UK	70.744	Bronze
064. Jaak Suurpere	Estonia	70.719	Bronze
065. Per Hindborg Hemmingsen	Denmark	70.157	Bronze
066. Oliver Geoge Mailes	Australia	69.829	Bronze
067. Bengu Sezen	Turkey	69.641	Bronze
068. Mustafa Demirplak	Turkey	69.303	Bronze
069. Rodrigo M. Zapata-Zorza	Argentina	68.788	Bronze
070. Andrea Magro	Italy	68.761	Bronze
071. Pierre-Mayeul Badaire	France	68.749	Bronze
072. Salih Ozcubukcu	Turkey	68.538	Bronze
073. Mark James Abraham	Australia	68.527	Bronze
074. Irine Peng	New Zealand	68.415	Bronze
075. Bjorn Moden	Sweden	68.304	Bronze
076. Tomasz Zielinski	Poland	68.273	Bronze
077. Adam Sikora	Poland	68.179	Bronze
078. Elliot Waingold	USA	67.886	Bronze
079. Nagymate Emese	Hungary	67.835	Bronze
080. Lin Chi-Wang	Chinese Taipei	67.825	Bronze
081. Sebastian Klinke	Argentina	66.946	Bronze
082. Lubomir Flak	Slovakia	66.945	Bronze
083. Pornthep Meethunkih	Thailand	66.330	Bronze
084. Rossen Pavlov Apostolov	Bulgaria	66.190	Bronze
085. Lim Sangmin	Korea Republic	66.155	Bronze
086. Chirs Dams	The Netherlands	65.961	Bronze

087. Andres Zelcer	Argentina	65.897	Bronze
088. Maxxim Kryuchkov	Ukraine	65.761	Bronze
089. Boril Stefanov Tchernev	Bulgaria	65.659	Bronze
090. Park Kihyun	Korea Republic	65.650	Bronze
091. Konstantine Yunriviech Tchegeaev	Russia	65.590	Bronze
092. Jiri Franta	Czech Republic	65.493	Bronze
093. Ben Clark	New Zealand	64.940	Bronze
094. Christian Ingemann Mikkelsen	Denmark	64.753	Bronze
095. Gaetano Mangiapia	Italy	64.586	Bronze
096. Stavros Stavrakis	Cyprus Republic	63.442	Bronze
097. Christopher Mason	Canada	63.337	Bronze
098. Bartosz Dybowski	Poland	63.135	Bronze
099. Juris Fotins	Latvia	63.073	Bronze
100. Charnsak Thongsornkleeb	Thailand	62.934	Bronze
101. Petr Matousek	Czech Republic	62.384	Bronze
102. Mikkel Hindkaer Dahl	Denmark	62.240	Bronze
103. Yaroslav Filinchuk	Ukraine	61.270	Bronze
104. Constantine Katsanos	Greece	60.620	Bronze
105. Viatchislav Chtcherban	Russia	60.342	Bronze
106. Gary Michael Sawka	USA	60.124	Bronze
107. Tore August Kro	Norway	60.122	_____
108. Terence Ho Wai-Luen	Singapore	60.074	_____
109. Tomaz Maras	Slovenia	59.976	_____
110. Cho Chang-Ho	Korea Republic	59.826	_____
111. Ludovic Berthelot	France	59.535	_____
112. Emilia Kirilova Belemzova	Bulgaria	59.318	_____
113. Ruth Deboer	The Netherland	58.859	_____
114. Konstantin Pasichnichenko	Ukraine	58.859	_____
115. Hayden Callow	New Zealand	58.639	_____
116. Joel Torres Alacan	Cuba	58.037	_____
117. Daniel Puntener	Switzerland	57.610	_____
118. Martin Lersch	Norway	57.477	_____
119. Simon Brugger	Switzerland	57.090	_____
120. Jexandre Dimitrov Apostolov	Bulgaria	56.773	_____
121. Hsu Fong	Canada	56.703	_____
122. Christophe Schlicht	Switzerland	56.341	_____
123. Jose Luis Garcia-Ojeda	Mexico	55.695	_____
124. Raphael Robert Julia Bochlandt	Belgium	54.572	_____
125. Bjarte Hitland	Norway	54.439	_____
126. Hetly Jolink	The Netherlands	54.084	_____
127. Alexei Lulia	Estonia	53.586	_____
128. Andrew Baldwin	New Zealand	52.977	_____
129. Tobias Andersson	Sweden	52.863	_____
130. Daechapon Lersuwanaroj	Thailand	52.765	_____

131. Pranas Japertas	Lithuania	52.631	_____
132. Vesna Kroselj	Slovenia	52.312	_____
133. Eladio Arvelo	Venezuela	51.775	_____
134. Carlos Armando Quevedo-Lerma	Mexico	51.389	_____
135. Brandon McDonald	Canada	50.902	_____
136. Magnus Aberg	Sweden	50.730	_____
137. Ole Kristian Holen	Norway	50.596	_____
138. Janis Garancs	Latvia	49.729	_____
139. Edgars Liepins	Latvia	49.655	_____
140. Damjan Janes	Slovenia	49.629	_____
141. Arthur Jogi	Estonia	49.153	_____
142. Laurynas Riauba	Lithuania	47.896	_____
143. Grigorios Tanos	Greece	47.131	_____
144. Schmits Raphael	Belgium	46.630	_____
145. Prodromos Philippou	Cyprus Republic	46.351	_____
146. Janez Rifel	Slovenia	46.144	_____
147. Panayiotis Kyzas	Cyprus Republic	45.593	_____
148. Antti Niskanen	Finland	43.970	_____
149. Bougard Bruno	Belgium	43.532	_____
150. Helmars Smits	Latvia	43.004	_____
151. Nasos Charalanbides	Cyprus Republic	42.739	_____
152. Abdullah Husain	Kuwait	41.188	_____
153. Rachid Faouzi	Belgium	41.044	_____
154. Camilo Contreras	Venezuela	40.695	_____
155. Markku Ursin	Finland	38.325	_____
156. Emmanuel Trevino-Garza	Mexico	37.601	_____
157. Ioannis Galionis	Greece	36.804	_____
158. Theodoros Gegas	Greece	36.538	_____
159. Otto H. Seppala	Finland	26.324	_____
160. Amenah Al-Yousef	Kuwait	18.547	_____
161. Mutlaq Al-Sihan	Kuwait	17.441	_____
162. Niko S. Jaakkola	Finland	13.833	_____
163. Maha Al-Shmmari	Kuwait	3.482	_____

Delegation

No	Name	Theo.1	Theo.2	Theo.3	Theo.4	Theo.5	Theo.6	Thtotal	Pract.	total
full	points	10	10	10	10	10	10	60	40	100

Argentina

1. Carlos A. Figueroa

5.278	0.500	6.667	8.750	7.500	9.286	37.981	34.359	72.340
-------	-------	-------	-------	-------	-------	--------	--------	--------

2. Sebastian Klinke

6.111	2.500	6.667	6.875	5.278	4.643	32.074	34.872	66.946
-------	-------	-------	-------	-------	-------	--------	--------	--------

3. Rodrigo M. Zapata-Zorza

2.778	3.500	8.667	5.625	6.111	9.286	35.967	32.821	68.788
-------	-------	-------	-------	-------	-------	--------	--------	--------

4. Andres Zelcer

3.333	4.500	7.333	8.750	2.778	5.357	32.051	33.846	65.897
-------	-------	-------	-------	-------	-------	--------	--------	--------

Australia

1. Mark James Abraham

7.222	1.500	2.667	8.750	8.333	9.286	37.758	30.769	68.527
-------	-------	-------	-------	-------	-------	--------	--------	--------

2. Matthew Gilbert Heaton

7.778	3.000	6.000	10.00	5.000	6.786	38.567	35.897	74.464
-------	-------	-------	-------	-------	-------	--------	--------	--------

3. Julian Leon Huppert

8.333	6.500	10.00	9.375	7.778	6.071	48.057	29.744	77.801
-------	-------	-------	-------	-------	-------	--------	--------	--------

4. Oliver Geoge Mailes

6.111	4.000	10.00	6.250	5.556	7.143	39.060	30.769	69.829
-------	-------	-------	-------	-------	-------	--------	--------	--------

Austria

1. Katharina GAMMER

8.333	8.750	5.333	8.750	8.889	9.643	49.698	28.205	77.903
-------	-------	-------	-------	-------	-------	--------	--------	--------

2. Johannes SCHIMPL

7.222	4.500	10.00	10.00	8.333	7.857	47.912	35.385	83.297
-------	-------	-------	-------	-------	-------	--------	--------	--------

3. Reinhard ULLRICH

8.333	4.000	2.667	10.00	8.333	10.00	43.333	38.462	81.795
-------	-------	-------	-------	-------	-------	--------	--------	--------

4. Claudia ZIPPERLE

8.056	7.500	8.000	6.875	5.556	5.357	41.344	33.846	75.190
-------	-------	-------	-------	-------	-------	--------	--------	--------

Belgium

1. Bruno Bougard

1.111	4.000	6.000	1.875	4.722	4.286	21.994	21.538	43.532
-------	-------	-------	-------	-------	-------	--------	--------	--------

2. Raphael Schmits

5.000	2.000	0.667	1.250	4.444	2.500	15.861	30.769	46.630
-------	-------	-------	-------	-------	-------	--------	--------	--------

3. Raphael Robert Julia Bochlandt

2.500	1.500	4.667	8.750	6.111	6.429	29.957	24.615	54.572
-------	-------	-------	-------	-------	-------	--------	--------	--------

4. Rachid Fauzi

1.111	0.500	4.667	5.938	1.667	3.571	17.454	23.590	41.044
-------	-------	-------	-------	-------	-------	--------	--------	--------

Delegation

No	Name	Theo.1	Theo.2	Theo.3	Theo.4	Theo.5	Theo.6	Thtotal	Pract.	total
full	points	10	10	10	10	10	10	60	40	100

Bulgaria

1. Rossen Pavlov Apostolov										
	6.111	1.500	4.667	7.813	5.000	5.714	30.805	35.385	66.190	
2. Boril Stefanov Tchernev										
	5.000	1.500	3.333	8.125	5.000	3.214	26.172	29.487	65.659	
3. Jexandre Dimitrov Apostolov										
	3.889	0.500	5.333	7.500	3.333	7.500	28.055	28.718	56.773	
4. Emilia Kirilova Belemezova										
	6.667	1.500	3.333	6.875	5.000	1.071	24.446	34.872	59.318	

Canada

Chun Fung Man										
	8.889	10.000	4.000	8.750	7.222	2.857	41.718	30.256	71.974	
Christopher Mason										
	6.667	5.000	2.667	6.875	6.111	6.785	34.106	29.231	63.337	
Hsu Fong										
	5.833	5.000	4.000	8.438	5.556	4.286	33.113	23.590	56.703	
Brandon McDonald										
	6.667	2.000	1.333	3.750	6.667	5.357	25.774	25.128	50.902	

China

1. Chen Jingyang										
	9.722	7.000	7.333	8.750	8.056	8.214	49.075	40.00	89.075	
2. Jiao Yuchen										
	9.444	10.00	7.333	9.375	7.778	7.857	51.787	37.949	89.736	
3. Luo Hongpeng										
	10.00	9.500	7.333	9.375	8.889	6.429	51.526	40.00	91.526	
4. Zhang Jianhui										
	10.00	10.00	7.00	10.00	6.667	9.643	53.310	40.00	93.310	

Chinese Taipei

WU Chia-Hung										
	6.111	7.500	6.667	8.438	6.111	10.000	44.827	35.385	79.000	
YEH Kuo-Liang										
	7.222	4.000	8.667	8.438	6.667	9.643	44.637	34.359	80.212	
Lin Chi-Wang										
	7.500	4.000	4.000	6.250	6.111	7.143	35.004	32.821	67.825	
LIN Chih-Kai										
	6.389	4.000	8.000	6.875	6.111	8.214	39.589	36.410	76.000	

Cuba

Joel Torres Alacan										
	7.778	3.500	4.667	6.250	3.333	0.714	26.242	31.795	58.037	

Delegation

No	Name	Theo.1	Theo.2	Theo.3	Theo.4	Theo.5	Theo.6	Thtotal	Pract.	total
full	points	10	10	10	10	10	10	60	40	100

Cyprus

Stavros Stavrakis

3.333 4.000 2.667 8.750 6.111 6.786 31.647 31.795 63.442

Prodromos Philippou

7.222 1.250 2.667 8.750 2.222 3.214 25.325 21.026 46.351

Panayiotis Kyzas

4.444 1.500 3.333 6.250 1.944 6.071 23.542 22.051 45.593

Nasos Charalanbides

6.667 0.500 0.000 3.125 5.000 2.857 18.149 23.590 42.739

Czech Republic

Jiri JANECEK

8.056 7.500 10.000 8.125 7.222 4.643 45.546 37.949 83.495

Jiri Franta

5.278 4.000 3.333 6.875 5.000 3.571 28.057 37.436 65.493

Petr Matousek

5.000 2.500 4.000 8.125 2.778 3.571 25.974 36.410 62.384

Ludek MECA

7.500 9.500 10.000 8.438 8.333 4.286 48.057 40.000 88.057

Denmark

Brian Schou RASMUSSEN

7.222 6.000 8.667 7.500 8.333 7.143 44.865 33.333 78.198

Per Hindborg Hemmingsen

8.056 7.250 2.333 7.500 8.333 6.429 39.901 30.256 70.157

Christian Ingemann Mikkelsen

7.500 7.500 4.000 8.125 3.333 2.500 32.958 31.795 64.753

Mikkel Hindkaer Dahl

6.389 5.500 6.000 5.625 8.333 3.214 35.061 27.179 62.240

Estonia

Ain Uustare

6.667 7.500 7.333 9.375 4.444 6.429 41.748 29.744 71.492

Jaak Suurpere

6.667 7.500 9.333 9.063 7.222 7.857 47.642 23.077 70.719

Alexei Lulia

6.111 4.500 2.667 2.500 2.222 0.714 18.714 34.872 53.586

Arthur Jogi

3.056 0.500 6.667 3.750 2.222 3.214 19.409 29.744 49.153

Delegation

No	Name	Theo.1	Theo.2	Theo.3	Theo.4	Theo.5	Theo.6	Thtotal	Pract.	total
full	points	10	10	10	10	10	10	60	40	100

Finland

Antti Niskanen

1.944	2.500	0.667	2.500	2.778	1.786	12.175	31.795	43.970
-------	-------	-------	-------	-------	-------	--------	--------	--------

Markku Ursin

1.944	2.500	0.667	5.000	5.000	3.214	18.325	20.000	38.325
-------	-------	-------	-------	-------	-------	--------	--------	--------

Otto H. Seppala

1.111	1.000	4.667	1.563	3.889	1.786	14.016	12.308	26.324
-------	-------	-------	-------	-------	-------	--------	--------	--------

Niko S. Jaakkola

0.556	0.000	0.000	1.250	4.444	1.429	7.679	6.154	13.833
-------	-------	-------	-------	-------	-------	-------	-------	--------

France

Daniel J. A. LATREMOLIERE

8.333	9.000	8.667	8.125	9.889	8.929	51.943	29.744	81.687
-------	-------	-------	-------	-------	-------	--------	--------	--------

Francois MARION

8.333	4.000	10.000	6.875	8.611	6.071	43.890	32.821	76.711
-------	-------	--------	-------	-------	-------	--------	--------	--------

Pierre-Mayeul Badaire

6.667	9.500	2.667	5.000	5.556	5.000	34.390	34.359	68.749
-------	-------	-------	-------	-------	-------	--------	--------	--------

Ludovic Berthelot

5.556	0.500	8.000	7.500	6.111	5.714	33.381	26.154	59.535
-------	-------	-------	-------	-------	-------	--------	--------	--------

Germany

Thomas BARK

8.889	4.000	4.667	10.000	6.667	9.286	43.509	39.487	82.996
-------	-------	-------	--------	-------	-------	--------	--------	--------

Thoralf KRAHL

8.889	8.500	10.000	10.000	9.444	6.429	53.262	24.615	77.877
-------	-------	--------	--------	-------	-------	--------	--------	--------

Moritz BORGMANN

8.333	9.000	2.667	6.250	7.222	10.000	43.472	32.821	76.293
-------	-------	-------	-------	-------	--------	--------	--------	--------

Ulf PETERS

8.611	7.500	9.333	6.250	5.278	6.789	43.761	31.282	75.043
-------	-------	-------	-------	-------	-------	--------	--------	--------

Greece

Constantine Katsanos

4.722	1.750	3.333	8.125	7.222	5.714	30.866	29.744	60.620
-------	-------	-------	-------	-------	-------	--------	--------	--------

Grigorios Tanos

1.389	2.500	2.667	6.250	4.444	3.214	20.464	26.667	47.131
-------	-------	-------	-------	-------	-------	--------	--------	--------

Ioannis Galionis

1.389	2.000	2.667	7.500	3.889	5.000	22.445	14.359	36.804
-------	-------	-------	-------	-------	-------	--------	--------	--------

Theodoros Gegas

1.111	1.000	2.667	8.125	8.333	6.071	27.307	9.231	36.538
-------	-------	-------	-------	-------	-------	--------	-------	--------

Delegation

No	Name	Theo.1	Theo.2	Theo.3	Theo.4	Theo.5	Theo.6	Thtotal	Pract.	total
full	points	10	10	10	10	10	10	60	40	100

Hungary**ROSTA Edina**

8.056	7.500	8.667	7.500	7.778	5.357	44.858	37.436	82.294
-------	-------	-------	-------	-------	-------	--------	--------	--------

Nagymate Emese

6.389	0.500	4.000	6.875	4.444	5.714	27.922	40.000	67.922
-------	-------	-------	-------	-------	-------	--------	--------	--------

BUNKOCZI Gabor

5.833	3.500	3.333	10.000	8.333	5.714	36.713	36.410	73.123
-------	-------	-------	--------	-------	-------	--------	--------	--------

Szekeres Zsolt

7.222	3.500	5.333	7.500	5.000	5.357	33.912	36.923	70.835
-------	-------	-------	-------	-------	-------	--------	--------	--------

Iran**SHAHAKBARI**

9.722	2.000	8.667	10.000	8.333	3.929	42.651	39.487	82.138
-------	-------	-------	--------	-------	-------	--------	--------	--------

KIANI Roozbeh

9.167	10.000	10.000	10.000	10.000	7.500	56.667	38.974	95.641
-------	--------	--------	--------	--------	-------	--------	--------	--------

JALALI Ali

10.000	6.000	10.000	10.000	8.889	7.500	52.389	40.000	92.389
--------	-------	--------	--------	-------	-------	--------	--------	--------

RAZZGHI Mehdi

8.333	7.000	10.000	9.375	7.222	8.571	50.501	40.000	90.501
-------	-------	--------	-------	-------	-------	--------	--------	--------

Italy**Gaetano Mangiapia**

6.111	9.000	4.667	5.000	5.000	2.500	32.278	32.308	64.586
-------	-------	-------	-------	-------	-------	--------	--------	--------

Luca ARGENTI

6.667	10.000	10.000	9.375	7.778	10.000	53.820	35.385	89.205
-------	--------	--------	-------	-------	--------	--------	--------	--------

Giovanni GIULIANO

9.444	5.500	4.667	9.375	7.222	6.429	42.637	36.410	79.047
-------	-------	-------	-------	-------	-------	--------	--------	--------

Andrea Magro

8.333	4.000	4.000	6.875	7.778	3.929	34.915	33.846	68.761
-------	-------	-------	-------	-------	-------	--------	--------	--------

Korea Republic**BAE Seung-Bin**

9.444	5.500	6.667	6.250	8.889	5.714	42.464	31.795	74.259
-------	-------	-------	-------	-------	-------	--------	--------	--------

Lim Sangmin

8.056	4.000	3.000	6.875	6.111	7.857	35.899	30.256	66.155
-------	-------	-------	-------	-------	-------	--------	--------	--------

Park Kihyun

5.833	3.500	5.333	6.875	7.222	7.143	35.906	29.744	65.650
-------	-------	-------	-------	-------	-------	--------	--------	--------

Cho Chang-Ho

6.944	3.000	5.333	6.875	5.000	8.571	35.723	24.103	59.826
-------	-------	-------	-------	-------	-------	--------	--------	--------

Delegation

No	Name	Theo.1	Theo.2	Theo.3	Theo.4	Theo.5	Theo.6	Thtotal	Pract.	total
full	points	10	10	10	10	10	10	60	40	100

Kuwait

Abdullah Husain

3.889	1.000	4.000	0.938	3.889	2.857	16.573	24.615	41.188
-------	-------	-------	-------	-------	-------	--------	--------	--------

Amenah Al-Yousef

2.500	0.000	0.000	0.000	2.778	2.500	7.778	10.769	18.547
-------	-------	-------	-------	-------	-------	-------	--------	--------

Mutlaq Al-Sihan

1.667	2.000	1.333	0.313	1.111	1.786	8.210	9.231	17.441
-------	-------	-------	-------	-------	-------	-------	-------	--------

Maha Al-Shmmari

0.833	0.000	0.000	0.000	1.111	0.000	1.944	1.538	3.482
-------	-------	-------	-------	-------	-------	-------	-------	-------

Latvia

Juris Fotins

3.889	2.000	6.667	6.250	5.000	2.857	26.663	36.410	63.073
-------	-------	-------	-------	-------	-------	--------	--------	--------

Janis Garancs

2.500	2.000	8.000	4.375	3.889	1.786	22.550	27.179	49.729
-------	-------	-------	-------	-------	-------	--------	--------	--------

Edgars Liepins

1.111	2.000	4.000	5.313	4.714	0.714	17.860	31.795	49.655
-------	-------	-------	-------	-------	-------	--------	--------	--------

Helmars Smits

3.611	1.500	5.333	5.938	4.167	1.429	21.978	21.026	43.004
-------	-------	-------	-------	-------	-------	--------	--------	--------

Lithuania

Eduardas GAIDAMAUSKAS

8.889	9.500	8.000	7.000	8.889	4.643	46.921	34.872	81.793
-------	-------	-------	-------	-------	-------	--------	--------	--------

Vilius PIGAGA

8.056	7.500	10.000	8.750	6.667	1.786	42.759	36.923	79.682
-------	-------	--------	-------	-------	-------	--------	--------	--------

Laurynas Riauba

2.778	1.000	3.333	7.500	8.889	2.857	26.357	21.539	47.896
-------	-------	-------	-------	-------	-------	--------	--------	--------

Pranas Japertas

4.167	5.000	2.667	7.500	5.000	2.143	26.477	26.154	52.631
-------	-------	-------	-------	-------	-------	--------	--------	--------

Mexico

Luis Ivan TUBERT-BROHMAN

5.833	9.000	5.333	8.125	5.556	6.071	39.918	39.487	79.405
-------	-------	-------	-------	-------	-------	--------	--------	--------

Jose Luis Garcia-Ojeda

3.611	1.250	6.667	6.875	4.444	4.643	27.490	28.205	55.695
-------	-------	-------	-------	-------	-------	--------	--------	--------

Carlos Armando Quevedo-Lerma

3.889	2.000	3.333	5.000	2.222	5.714	22.158	29.231	51.389
-------	-------	-------	-------	-------	-------	--------	--------	--------

Emmanuel Trevino-Garza

3.333	1.000	1.333	5.625	4.167	2.143	17.601	20.000	37.601
-------	-------	-------	-------	-------	-------	--------	--------	--------

Delegation

No full	Name	Theo.1 10	Theo.2 10	Theo.3 10	Theo.4 10	Theo.5 10	Theo.6 10	Thtotal 60	Pract. 40	total 100
---------	------	--------------	--------------	--------------	--------------	--------------	--------------	---------------	--------------	--------------

The Netherlands

Paul PEIJZEL

4.167	2.000	7.333	7.500	4.444	10.000	35.444	38.974	74.418
-------	-------	-------	-------	-------	--------	--------	--------	--------

Chirs Dams

8.056	0.750	5.333	10.000	5.000	9.643	38.782	27.179	65.961
-------	-------	-------	--------	-------	-------	--------	--------	--------

Ruth Deboer

4.722	0.000	8.000	8.750	6.387	5.357	33.218	25.641	58.859
-------	-------	-------	-------	-------	-------	--------	--------	--------

Hetly Jolink

1.944	0.500	6.000	5.625	3.889	5.357	23.315	30.769	54.084
-------	-------	-------	-------	-------	-------	--------	--------	--------

New Zealand

Irine Peng

7.778	5.000	3.333	8.125	6.111	6.786	37.133	31.282	68.415
-------	-------	-------	-------	-------	-------	--------	--------	--------

Hayden Callow

5.278	4.750	2.667	1.875	6.667	8.929	30.166	28.205	58.639
-------	-------	-------	-------	-------	-------	--------	--------	--------

Andrew Baldwin

6.111	4.500	2.667	5.000	6.667	3.929	28.874	24.103	52.977
-------	-------	-------	-------	-------	-------	--------	--------	--------

Ben Clark

6.944	4.250	2.000	7.500	5.556	5.357	31.607	33.333	64.940
-------	-------	-------	-------	-------	-------	--------	--------	--------

Norway

Tore August Kro

3.611	7.500	5.667	1.250	7.222	0.000	25.250	34.872	60.122
-------	-------	-------	-------	-------	-------	--------	--------	--------

Martin Lersch

1.944	3.500	6.667	5.000	5.000	3.571	25.682	31.795	57.477
-------	-------	-------	-------	-------	-------	--------	--------	--------

Bjarte Hitland

4.444	2.000	3.333	1.250	7.222	2.875	21.106	33.333	54.439
-------	-------	-------	-------	-------	-------	--------	--------	--------

Ole Kristian Holen

1.944	2.750	0.000	3.125	4.444	5.000	17.263	33.333	50.596
-------	-------	-------	-------	-------	-------	--------	--------	--------

Poland

Piotr LIPIEC

5.278	8.500	5.333	6.250	5.000	7.143	37.504	30.769	68.273
-------	-------	-------	-------	-------	-------	--------	--------	--------

Tomasz Zielinski

8.889	5.000	5.333	7.813	8.333	6.429	41.797	36.923	78.720
-------	-------	-------	-------	-------	-------	--------	--------	--------

Adam Sikora

6.667	4.500	9.333	3.125	7.778	8.571	39.974	28.205	68.179
-------	-------	-------	-------	-------	-------	--------	--------	--------

Bartosz Dybowski

5.556	6.500	2.667	8.125	2.778	5.714	31.340	31.795	63.135
-------	-------	-------	-------	-------	-------	--------	--------	--------

Delegation

No	Name	Theo.1	Theo.2	Theo.3	Theo.4	Theo.5	Theo.6	Thtotal	Pract.	total
full	points	10	10	10	10	10	10	60	40	100

Romania**Alexandru Ioan POPA**

8.333	10.000	4.667	10.000	10.000	7.143	50.143	36.410	86.553
-------	--------	-------	--------	--------	-------	--------	--------	--------

Liviu MIRICA

8.889	9.000	10.000	9.375	8.056	10.000	55.320	23.590	78.910
-------	-------	--------	-------	-------	--------	--------	--------	--------

Stefan Alexandru CARP

6.389	6.500	6.000	8.750	8.333	6.071	42.043	38.974	81.017
-------	-------	-------	-------	-------	-------	--------	--------	--------

Leonard MADA

7.778	7.500	10.000	9.063	8.333	5.000	47.674	38.462	86.136
-------	-------	--------	-------	-------	-------	--------	--------	--------

Russian Federation**Mikhail SEREBRIAKOV**

9.444	7.000	4.000	10.000	6.667	6.071	43.182	40.000	83.182
-------	-------	-------	--------	-------	-------	--------	--------	--------

Viatchislav Chtcherban

5.833	9.000	2.667	5.000	6.111	2.500	31.111	29.231	60.342
-------	-------	-------	-------	-------	-------	--------	--------	--------

Igor A GARIEV

9.722	8.500	10.000	8.750	6.667	5.714	49.353	38.974	88.327
-------	-------	--------	-------	-------	-------	--------	--------	--------

Konstantine Yurievich Tchegaev

6.667	4.250	4.667	9.063	6.667	6.071	37.385	28.205	65.590
-------	-------	-------	-------	-------	-------	--------	--------	--------

Singapore**1. Choy Dawen**

10.000	7.500	5.333	10.000	7.222	7.500	47.555	37.436	84.991
--------	-------	-------	--------	-------	-------	--------	--------	--------

2. Ho Wai-Luen Terence

6.944	3.000	3.333	8.750	5.556	4.286	31.869	28.205	60.074
-------	-------	-------	-------	-------	-------	--------	--------	--------

3. Tan Say Lock

8.056	7.000	7.000	8.125	7.222	6.071	43.474	29.231	72.705
-------	-------	-------	-------	-------	-------	--------	--------	--------

4. Tan Wei-Tze Shawn

8.611	2.000	5.333	4.688	3.889	9.643	34.164	36.923	71.087
-------	-------	-------	-------	-------	-------	--------	--------	--------

Slovakia**1. Martin WALKO**

6.111	3.500	7.333	7.500	6.667	9.643	40.754	36.410	77.164
-------	-------	-------	-------	-------	-------	--------	--------	--------

2. Lubomir Flak

4.444	3.500	4.667	8.750	5.556	4.643	31.560	35.385	66.945
-------	-------	-------	-------	-------	-------	--------	--------	--------

3. Ladislav KISS

6.389	9.000	4.667	8.125	6.944	9.643	44.768	39.487	84.255
-------	-------	-------	-------	-------	-------	--------	--------	--------

4. Vladimir VEGH

6.389	4.500	6.667	8.438	5.556	9.643	41.193	35.385	76.578
-------	-------	-------	-------	-------	-------	--------	--------	--------

Delegation

No	Name	Theo.1	Theo.2	Theo.3	Theo.4	Theo.5	Theo.6	Thtotal	Pract.	total
full	points	10	10	10	10	10	10	60	40	100

Slovenia

1.	Vesna Kroselj	5.556	3.000	4.000	5.000	5.278	1.786	24.620	27.692	52.312
2.	Tomaz Maras	5.556	4.000	8.667	8.750	6.667	4.286	37.925	22.051	59.976
3.	Janez Rifel	4.444	0.500	0.667	5.625	5.000	7.857	24.093	22.051	46.144
4.	Damjan Janes	1.667	3.250	2.667	4.375	3.889	2.500	18.347	31.282	49.629

Sweden

1.	Tobias Andersson	2.222	1.500	3.333	3.750	5.556	2.143	18.504	34.359	52.863
2.	Anders LOGG	8.333	2.000	3.333	6.875	8.333	7.857	36.732	37.436	74.168
3.	Bjorn Moden	8.056	4.000	6.000	5.313	6.667	7.500	37.732	30.769	68.304
4.	Magnus Aberg	6.111	3.500	2.333	2.500	4.444	1.071	19.960	30.769	50.730

Switzerland

	Wendelin STARK	8.889	8.500	2.667	8.750	7.222	8.214	44.242	36.923	81.165
	Christophe Schlicht	3.333	7.500	3.333	1.875	5.556	5.000	26.597	29.744	56.341
	Simon Brugger	5.833	2.000	2.667	7.500	5.556	0.714	24.270	32.820	57.090
	Daniel Puntener	3.333	2.000	2.667	5.313	6.944	6.071	26.328	31.282	57.610

Thailand

	Wichet PHOTHIWISUTWATHEE	8.611	5.500	8.000	6.250	8.889	5.714	42.964	34.872	77.836
	Pornthep Meethunkih	6.389	5.000	6.000	7.500	4.444	5.714	35.048	31.282	66.330
	Charnsak Thongsornkleeb	7.222	3.000	3.333	6.250	7.222	8.214	35.242	27.692	62.934
	Daechapon Lersuwanaroj	6.111	5.000	2.000	8.125	1.667	6.786	29.688	23.077	52.765

Delegation

No	Name	Theo.1	Theo.2	Theo.3	Theo.4	Theo.5	Theo.6	Thtotal	Pract.	total
full	points	10	10	10	10	10	10	60	40	100

Turkey

Rahmi ILKILIC

8.889	7.000	8.667	9.375	8.889	6.429	49.248	27.692	76.940
-------	-------	-------	-------	-------	-------	--------	--------	--------

Bengu Sezen

8.333	5.750	8.000	10.000	8.611	5.357	46.052	23.590	69.641
-------	-------	-------	--------	-------	-------	--------	--------	--------

Mustafa Demirplak

6.944	2.500	8.000	10.000	6.667	7.500	41.611	27.692	69.303
-------	-------	-------	--------	-------	-------	--------	--------	--------

Salih Ozcubukcu

68.538

UK

Philip M. GRANT

8.611	6.500	4.000	10.000	8.333	9.286	46.730	35.385	82.115
-------	-------	-------	--------	-------	-------	--------	--------	--------

Julian M. L. BEAN

6.944	9.500	8.000	5.625	6.111	6.429	42.609	37.949	80.558
-------	-------	-------	-------	-------	-------	--------	--------	--------

Robert L. Jack

8.333	4.000	4.000	7.500	8.889	5.714	38.437	32.308	70.744
-------	-------	-------	-------	-------	-------	--------	--------	--------

Ian CUMPSTEY

3.889	2.000	7.333	6.250	8.056	8.571	36.099	37.436	73.535
-------	-------	-------	-------	-------	-------	--------	--------	--------

Ukraine

Anton SAMOTEYKIN

6.667	4.000	4.000	8.750	6.667	2.857	32.940	32.821	65.761
-------	-------	-------	-------	-------	-------	--------	--------	--------

Maxim Kryuchkov

5.000	5.750	4.667	6.250	7.222	5.714	34.603	26.667	61.270
-------	-------	-------	-------	-------	-------	--------	--------	--------

Yaroslav Filinchuk

8.889	9.500	2.000	8.750	6.667	5.714	41.520	36.410	77.930
-------	-------	-------	-------	-------	-------	--------	--------	--------

Konstantin Pasichnichenko

3.889	2.500	2.667	8.750	5.000	2.500	25.306	33.333	58.859
-------	-------	-------	-------	-------	-------	--------	--------	--------

USA

Jason WONG

8.056	4.000	5.000	8.750	7.222	5.357	38.385	38.462	76.846
-------	-------	-------	-------	-------	-------	--------	--------	--------

Elliot Waingold

7.778	2.000	2.333	8.125	7.778	5.000	33.014	34.872	67.886
-------	-------	-------	-------	-------	-------	--------	--------	--------

Gary Michael Sawka

6.111	3.000	4.000	6.250	6.111	2.857	28.329	31.795	60.124
-------	-------	-------	-------	-------	-------	--------	--------	--------

Prashant MISHRA

7.778	7.500	5.333	8.750	6.111	6.786	42.258	30.769	73.027
-------	-------	-------	-------	-------	-------	--------	--------	--------

Venezuela

Eladio Arvelo

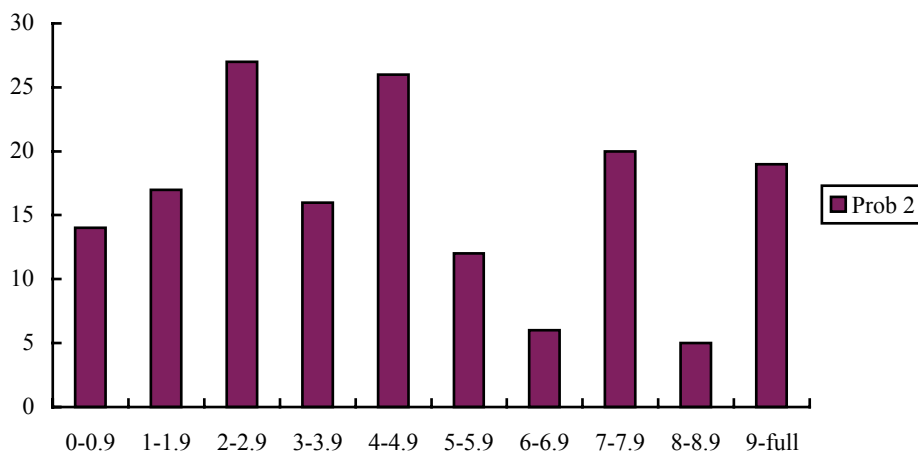
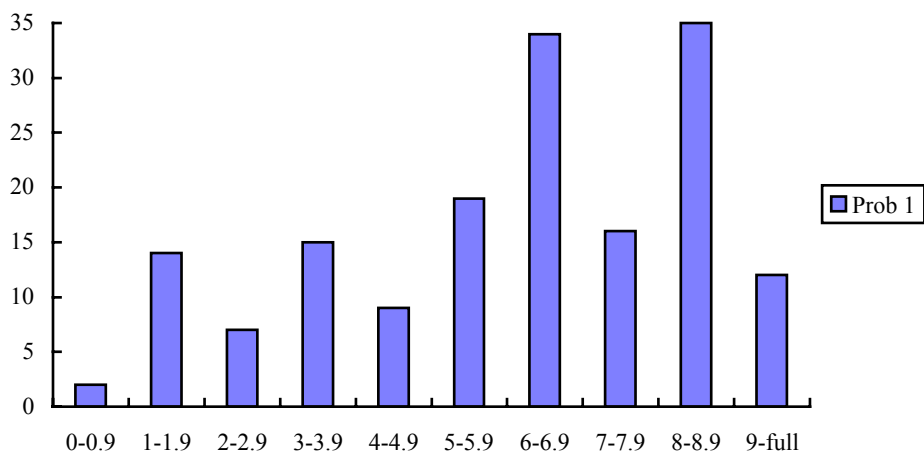
5.278 2.000 4.667 6.250 6.667 1.786 26.647 25.128 51.775

Camilo Contreras

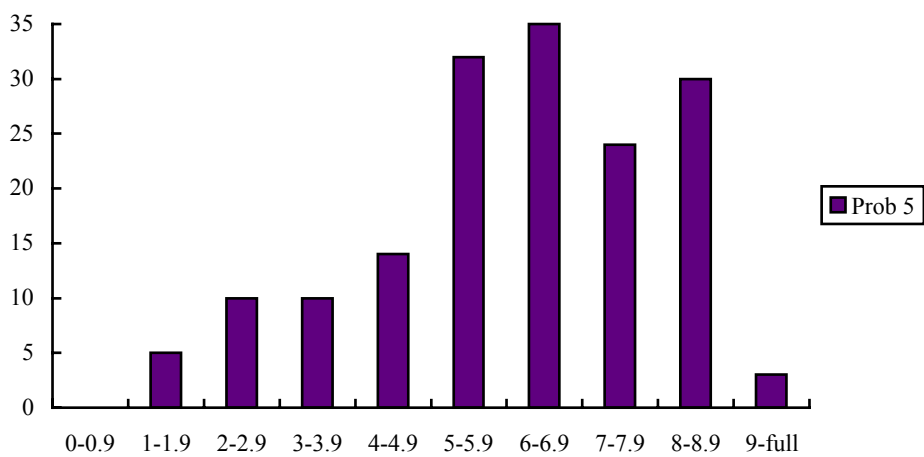
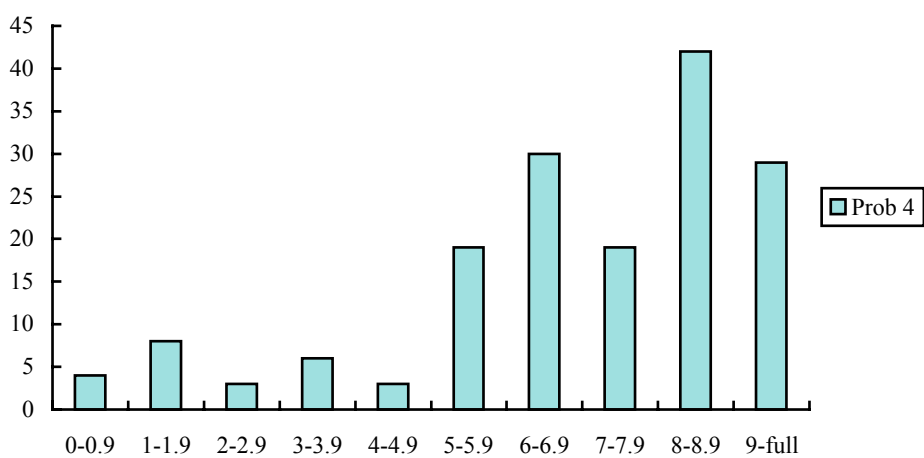
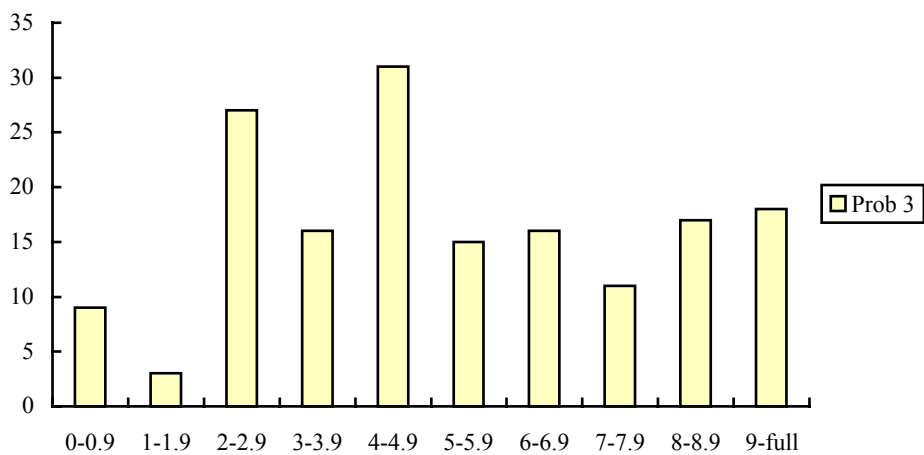
2.222 1.500 7.333 8.125 2.778 6.429 28.387 12.308 40.695

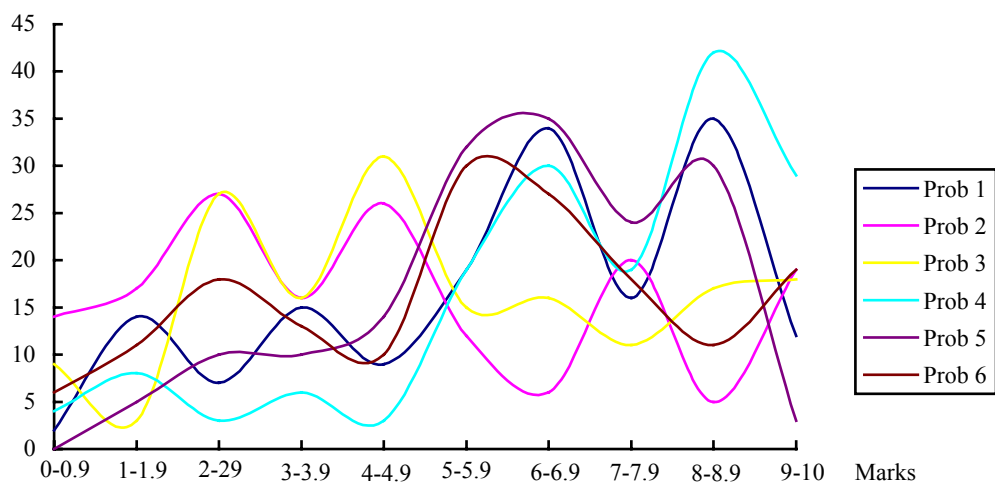
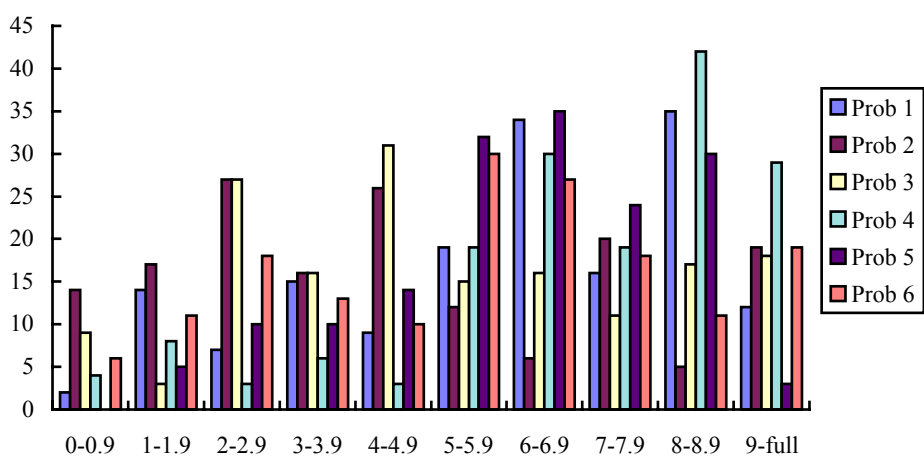
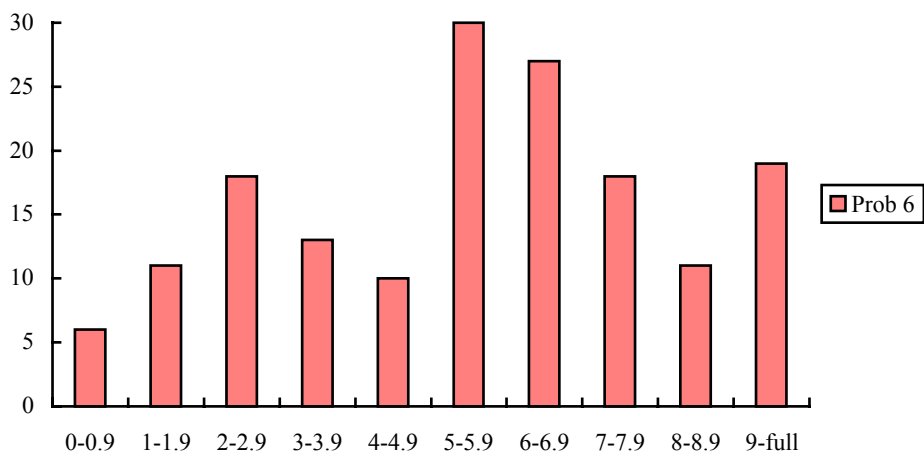
Statistic Figures of the 27th IChO Competitors' Response Results

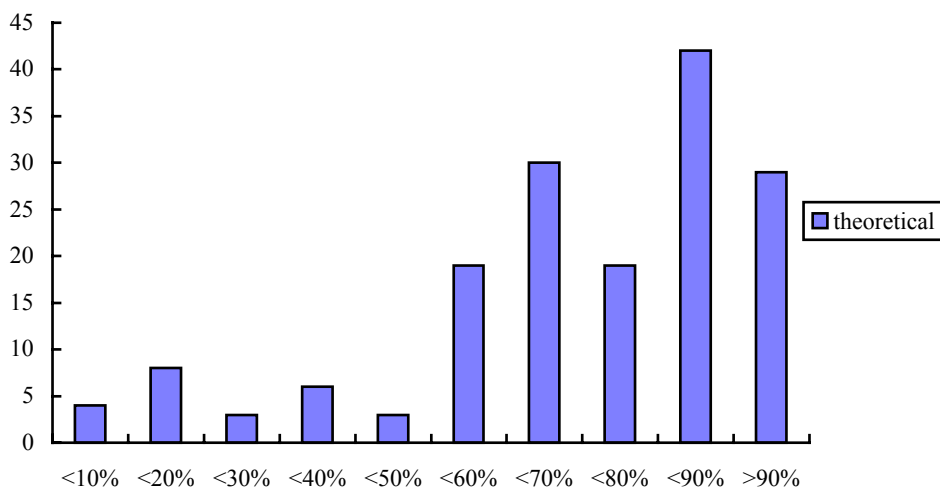
Theoretical Problems:



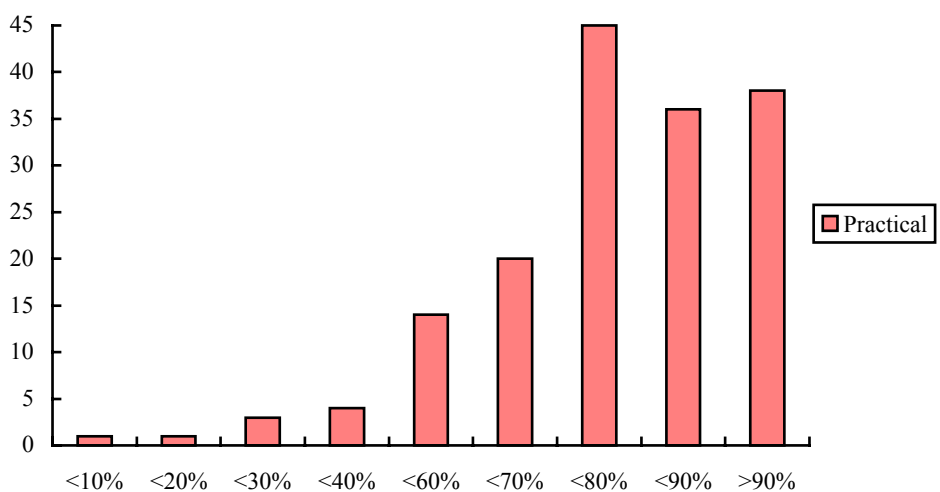
c



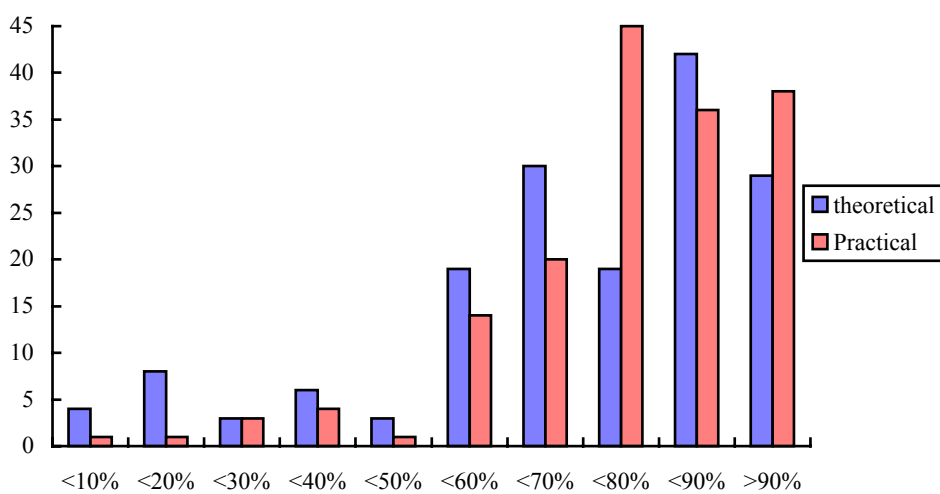


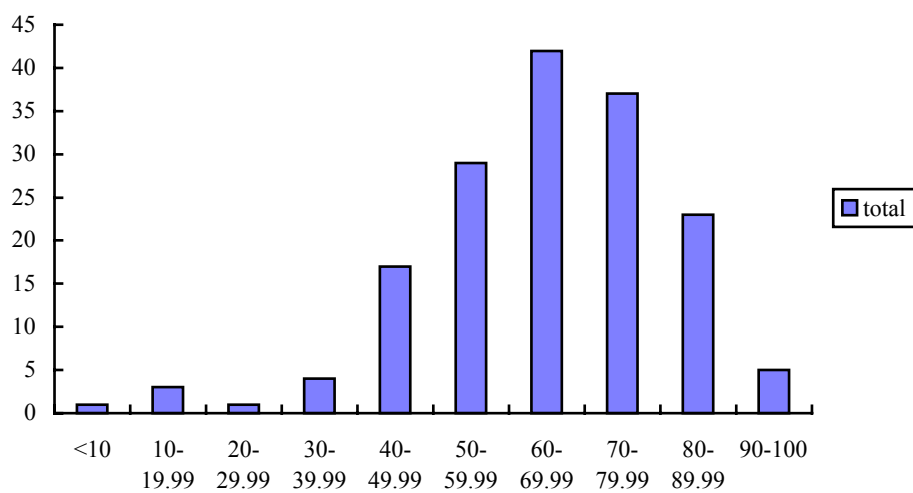


Practical Problem:



Total:





edited by WU Guo-Qing
e-mail: guoqing_wu@21cn.com
Dec. 1995.